



Design protected by various patents and Gebrauchsmuster

NORDIC 344-prottec – Rollback

Revolutionary space saving design, improving operator safety

- Top roll behind the door makes a more compact cell
- Flush front door side with no gap where fingers can be scraped
- Improved operator safety as the drive unit and top roll are located out of reach of the operator
- Simplified installation and more stable operation as the top roll rests on the erection poles

The door panel

– **with patented safety** New and unique is the door panel with a patented fold which locks the door panel into the frames- a vital safety feature.

The door panel of the NORDIC 344 is a 2mm, PVC coated double reinforced woven fabric, which is extremely resistant to wear. It has a smooth finish and is resistant to most chemicals and even weld sparks. The door panel also has carbon fibres woven into the fabric to protect it from static electricity. The panel can also be supplied with a seamless, flush joint, vision panel (transparent or bronze coloured). The door panel is available in a choice of standard colours.

Side guides

– **super compact**

The side guides (only 80mm wide!) are made from heavy gauge anodized aluminium profiles in a compact design.

Fitted inside the frames, and thus well protected, are the cable for the safety edge, the non- contact sensors (adjustable at height!) and the optional safety photo cell.

Drive unit

– **fast and smooth Vector-drive**

The drive unit- NORDIC DRIVE A-2 has a robust worm gear with a 1.1 kW AC- motor controlled by a PLC and an advanced Vector- inverter. The drive unit is designed to operate the door up to six

openings per minute and has pulse coder built into a roller bearing in the gear. Soft start/soft stop is standard and the opening speed can be set up to 2.5m/s.

Controls

– **with flexibility**

NORDIC 344 has the controls prepared for remote control by the process line and has volts free contacts to indicate “door open/door closed” position.

Alternative opening activators and customer specified controls are optional.

Available is also an optional UPS-battery backup, enabling the door to be opened up even in case of power supply failure.

The NORDIC DRIVE A-2 has a touch display that is used for programming the control and to provide status-information.

Safety

– **meeting high standards**

Integrated in the frames there are monitored photocell curtains, protecting the full opening, reversing the door to open if obstructed and stopping the door from closing if any object in the door line. The curtain is fixed, well protected in the frames, without any

moving/wear parts like cable chains. Alternatively the door can be supplied with a standard electric safety edge, wireless connected to the door control.

In the side guides there are non-contact switches (cat. 4) that immediately indicate if the door leaves closed position. The switches, connected to an optional safety relay, are used to interlock the process.


When the door is in closed position, the door panel is securely locked into the frames and can't be pushed out even by heavy forces. The non-contact switches also responds immediately if the force applied is big enough to lift the door panel from its stopping position.

Options

– **increasing the field of applications**

NORDIC 344 can be customised to suit special requirements e.g. door panels for high temperature applications, ESD safe doors, etc.

Optionally available are also various brackets for fixing the door against fences and free standing steel stands for erection.



NORDIC 344-prottec-Rollback improves operator safety as moving parts are moved to the back of the door

NORDIC machine protection doors are currently installed in more than 30 countries!

For further information, please contact NORDIC door.

NORDIC 344 machine protection door

-the most advanced on the market!

NORDIC 344-protoc Rollback is further developed to require minimal space around openings in production cells. With the 80mm narrow frames and the new design, where the top roll is located on the cell side, very compact design of production cells can be made.

Safety

- Patented push-out protection, efficiently locking the door panel in the frames if attempts are made to push it out. The push-out system is not subject to wear during normal operation.
- The door panel can only be pushed in a limited distance, why the door can be located closer to the work station.
- Improved bottom beam which cannot be tilted making the non-contact switches (cat.4) reacting faster and safer.
- Integrated safety light curtain or alternatively electrical safety edge with wireless connection.
- Improved finger protection around the bottom beam.

Function


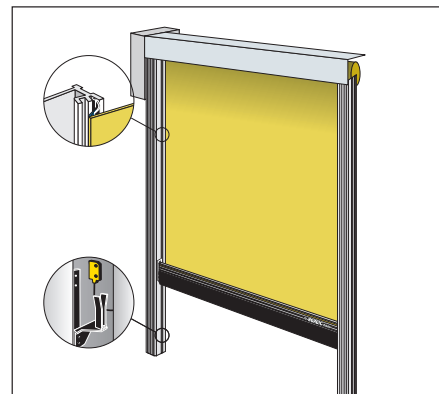
- Alternative drive systems with or without vector-inverter control.
- Flexible motor bracket with 4 alternative motor positions, up/down/front/rear.
- Smart bracket for the non-contact switches, allowing the stop position of the door easily to be reset to any height of the opening.
- Efficient stop position bracket with damping capacity.

Design

- Attractive design, completely in anodized aluminium finish.
- Top roll mounted on the back of the door for smoother design and improved safety for the operator.
Allows a fork lift truck to come closer to the cell to lift out tools from the cell.
- Décor stripes for the frames and the bottom beam.
- No visible bolts on the frames or the bottom beam.
- Slim frames and minimal space requirements.
- The safety light curtain integrated inside the frames.
- Channels for motor cables integrated in the frames.
- Tight, compact covers for the top roll and drive unit.

Installation

- Prepared for fixing to various fencing systems.
- Rigid and self-supporting door structure, fitting the door direct to a machine or a fence is possible.
- Simplified installation as the top roll assembly with top roll, top brackets and drive unit can be installed as a unit.



For further information, please contact NORDIC door.